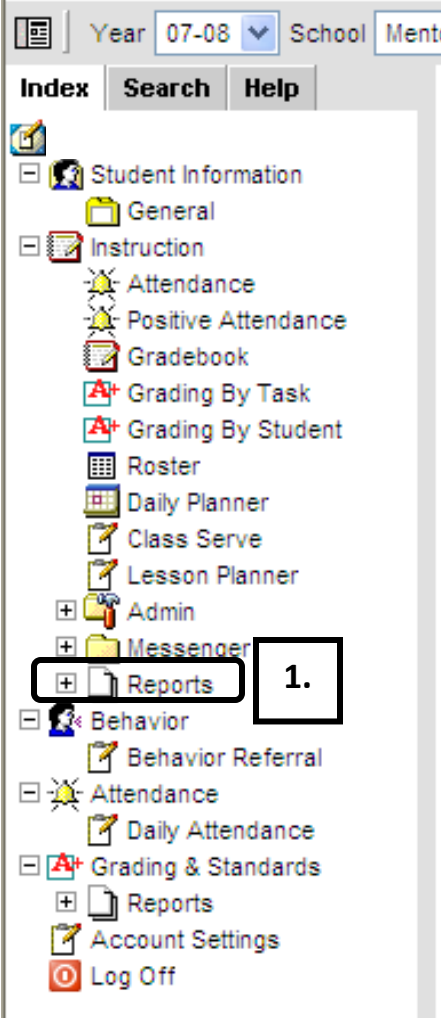
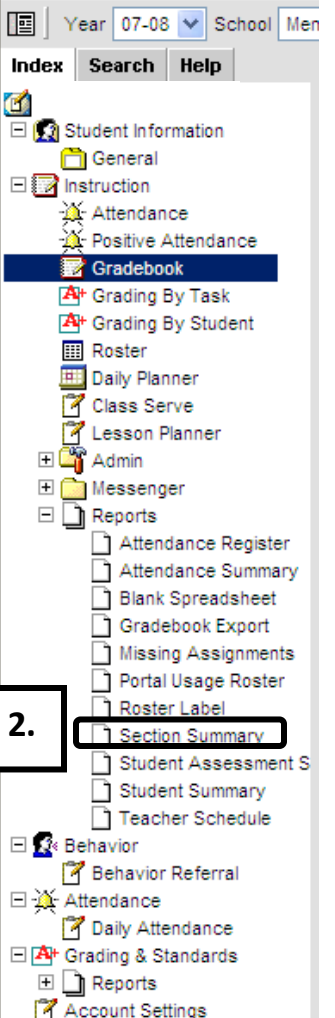
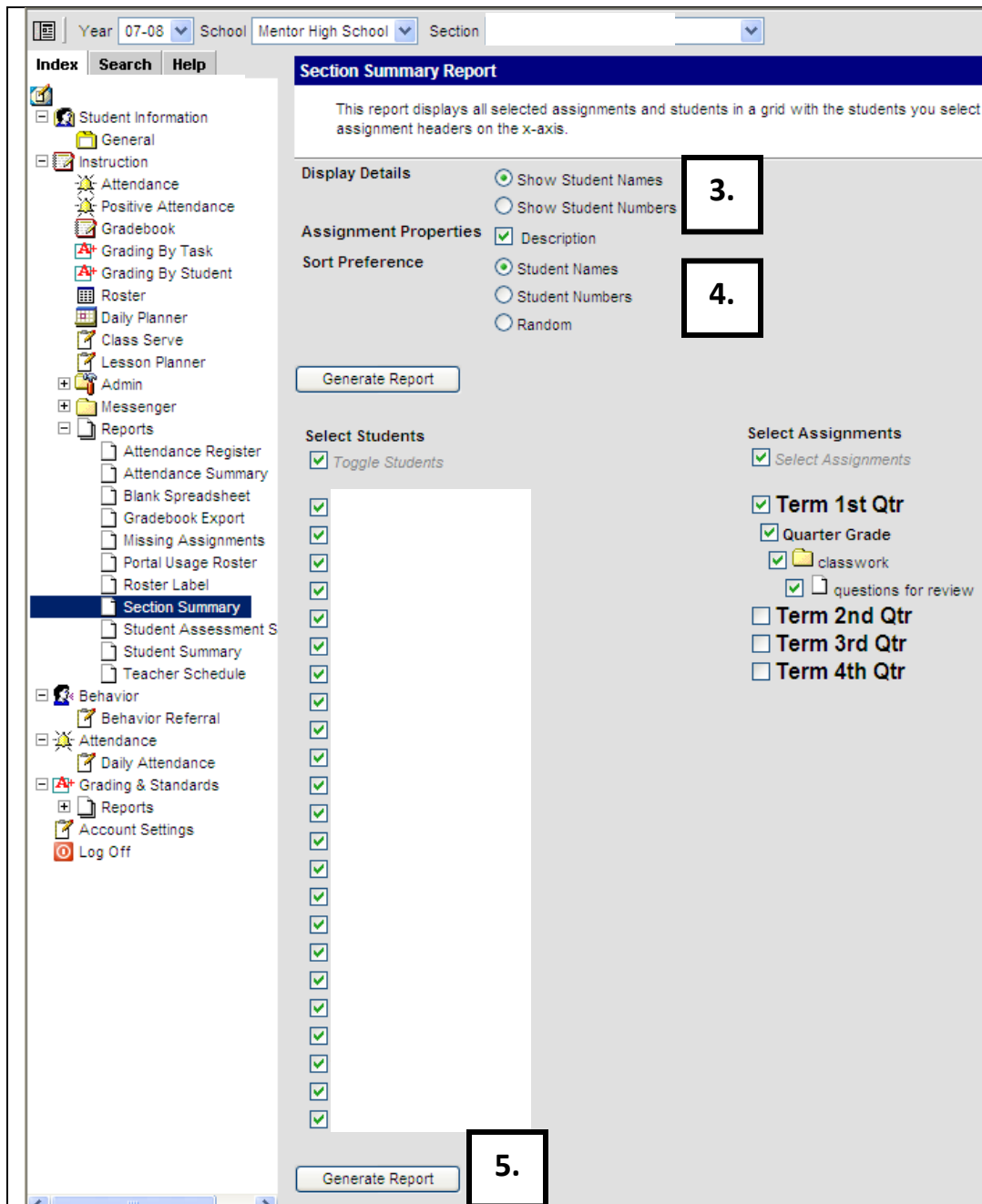


Infinite Campus – Printing Grades

 <p>Year 07-08 School Mento</p> <p>Index Search Help</p> <ul style="list-style-type: none">Student Information<ul style="list-style-type: none">GeneralInstruction<ul style="list-style-type: none">AttendancePositive AttendanceGradebookGrading By TaskGrading By StudentRosterDaily PlannerClass ServeLesson PlannerAdminMessenger1. ReportsBehavior<ul style="list-style-type: none">Behavior ReferralAttendance<ul style="list-style-type: none">Daily AttendanceGrading & Standards<ul style="list-style-type: none">ReportsAccount SettingsLog Off	<p>1. Go to REPORTS</p>	 <p>Year 07-08 School Men</p> <p>Index Search Help</p> <ul style="list-style-type: none">Student Information<ul style="list-style-type: none">GeneralInstruction<ul style="list-style-type: none">AttendancePositive AttendanceGradebookGrading By TaskGrading By StudentRosterDaily PlannerClass ServeLesson PlannerAdminMessengerReports<ul style="list-style-type: none">Attendance RegisterAttendance SummaryBlank SpreadsheetGradebook ExportMissing AssignmentsPortal Usage RosterRoster Label2. Section SummaryStudent Assessment SStudent SummaryTeacher ScheduleBehavior<ul style="list-style-type: none">Behavior ReferralAttendance<ul style="list-style-type: none">Daily AttendanceGrading & Standards<ul style="list-style-type: none">ReportsAccount SettingsLog Off
---	--------------------------------	--



***You should see a screen similar to the one on the left (again, I blocked names out)**

***Ensure that 'Toggle Students' is checked (all students will be checked then)**

- 3. To print by name, keep 'show student names' selected; to print by student numbers, select 'show student numbers'**
- 4. For 'sort preference' you can print in by student names, student numbers, or by random**
- 5. Click GENERATE REPORT when you've made your selections**

Course: Section Summary Report 09/25/2007 01:10:38 PM
 Teacher: Page 1 out of 2

Term 1st Qtr Quarter Grade Assignments							
Group	Abbrev	Name	Description	Due Date	Assigned Date	Multiplier	Pts Poss
1	classwork	que	questions for review	09/25/2007	09/25/2007	1.000	10

***A new browser window should open, with your Gradebook in print format**

***the 1st page lists the details of your Gradebook (name, point value); the 2nd page will show the grades**

Course: Section Summary Report 09/25/2007 01:10:38 PM
 Teacher: Page 2 out of 2

Term 1st Qtr Quarter Grade Scores					
Student	1	Earned	Possible	Percent	Grade
59532					
76917					
64543	10	10	10	100.00	A
59312					
59938					
60688	8	8	10	80.00	B
60071					
59690					
80979					
59536					
60712					
57078					
60675	6	6	10	60.00	D
59378					
59041					
79506					
59042					
60692					
58831					
76302					
985608					
84081					
59517	9	9	10	90.00	A